

# St. Joseph School Allergy Action Plan

# Form C

Student's Name: \_\_\_\_\_ D.O.B: \_\_\_\_\_ Teacher: \_\_\_\_\_



ALLERGY TO: \_\_\_\_\_

Asthmatic Yes\*  No  \*Higher risk for severe reaction

## ◆ STEP 1: TREATMENT ◆

### Symptoms:

### Give Checked Medication\*\*:

(To be determined by physician authorizing treatment)

- |  |                                      |  |
|--|--------------------------------------|--|
| ▪ If a food allergen has been ingested, but <i>no symptoms</i> :         | <input type="checkbox"/> Epinephrine | <input type="checkbox"/> Antihistamine |
| ▪ Mouth Itching, tingling, or swelling of lips, tongue, mouth            | <input type="checkbox"/> Epinephrine | <input type="checkbox"/> Antihistamine |
| ▪ Skin Hives, itchy rash, swelling of the face or extremities            | <input type="checkbox"/> Epinephrine | <input type="checkbox"/> Antihistamine |
| ▪ Gut Nausea, abdominal cramps, vomiting, diarrhea                       | <input type="checkbox"/> Epinephrine | <input type="checkbox"/> Antihistamine |
| ▪ Throat† Tightening of throat, hoarseness, hacking cough                | <input type="checkbox"/> Epinephrine | <input type="checkbox"/> Antihistamine |
| ▪ Lung† Shortness of breath, repetitive coughing, wheezing               | <input type="checkbox"/> Epinephrine | <input type="checkbox"/> Antihistamine |
| ▪ Heart† Thready pulse, low blood pressure, fainting, pale, blueness     | <input type="checkbox"/> Epinephrine | <input type="checkbox"/> Antihistamine |
| ▪ Other† _____   | <input type="checkbox"/> Epinephrine | <input type="checkbox"/> Antihistamine |
| ▪ If reaction is progressing (several of the above areas affected), give | <input type="checkbox"/> Epinephrine | <input type="checkbox"/> Antihistamine |

The severity of symptoms can quickly change. †Potentially life-threatening.

### DOSAGE

**Epinephrine:** inject intramuscularly (circle one) EpiPen® EpiPen® Jr. Twinject™ 0.3 mg Twinject™ 0.15 mg (see reverse side for instructions)

**Antihistamine:** give \_\_\_\_\_ medication/dose/route

**Other:** give \_\_\_\_\_ medication/dose/route

## ◆ STEP 2: EMERGENCY CALLS ◆

1. Call 911 (or Rescue Squad: \_\_\_\_\_) . State that an allergic reaction has been treated, and additional epinephrine may be needed.

2. Dr. \_\_\_\_\_ at \_\_\_\_\_

3. Emergency contacts:

Name/Relationship	Phone Number(s)
a. _____	1.) _____ 2.) _____
b. _____	1.) _____ 2.) _____
c. _____	1.) _____ 2.) _____

**EVEN IF PARENT/GUARDIAN CANNOT BE REACHED, DO NOT HESITATE TO MEDICATE OR TAKE CHILD TO MEDICAL FACILITY!**

Parent/Guardian Signature \_\_\_\_\_ Date \_\_\_\_\_

Doctor's Signature \_\_\_\_\_ Date \_\_\_\_\_  
(Required)

## TRAINED STAFF MEMBERS

1. \_\_\_\_\_

Room \_\_\_\_\_

2. \_\_\_\_\_

Room \_\_\_\_\_

3. \_\_\_\_\_

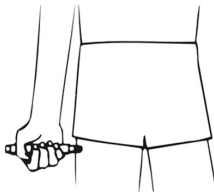
Room \_\_\_\_\_

### EpiPen® and EpiPen® Jr. Directions

- Pull off gray activation cap.

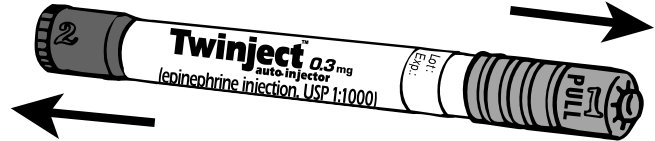


- Hold black tip near outer thigh (always apply to thigh).



- Swing and jab firmly into outer thigh until Auto-Injector mechanism functions. Hold in place and count to 10. Remove the EpiPen® unit and massage the injection area for 10 seconds.

### Twinject™ 0.3 mg and Twinject™ 0.15 mg Directions



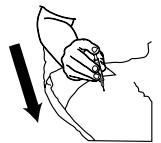
- Pull off green end cap, then red end cap.
- Put gray cap against outer thigh, press down firmly until needle penetrates. Hold for 10 seconds, then remove.



### SECOND DOSE ADMINISTRATION:

If symptoms don't improve after 10 minutes, administer second dose:

- Unscrew gray cap and pull syringe from barrel by holding blue collar at needle base.
- Slide yellow or orange collar off plunger.
- Put needle into thigh through skin, push plunger down all the way, and remove.



Once EpiPen® or Twinject™ is used, call the Rescue Squad. Take the used unit with you to the Emergency Room. Plan to stay for observation at the Emergency Room for at least 4 hours.

For children with multiple food allergies, consider providing separate Action Plans for different foods.



*\*\*Medication checklist adapted from the Authorization of Emergency Treatment form developed by the Mount Sinai School of Medicine. Used with permission.*